

TAP ON/OFF WARM

REQUIRED
MINIMUM
DISTANCE

AREA OF
TOLLERANCE

TAP ON/OFF COLD

3/8"

3/8"

$\text{Ø}40$

250

120

Salon Ambience

MADE IN ITALY



LUXURY

WU/128 - WU/138



Align the shampoo units

Allineare i lavaggi

A



Remove the plastic tray and rear door of the second shampoo unit

Smontare gli sportelli e il vassoio del 2° lavaggio



B

Remove the four seat screws

Rimuovere le quattro viti di tenuta seduta



Remove the seat

Rimuovere la seduta




Remove the 7 seat screws

Rimuovere le 7 viti di tenuta seduta




Align and fix the structure to the central armrest

Affiancare e fissare la struttura al bracciolo centrale



Replace the plastic tray

Rimontare il vassoio in plastica



Salon Ambience

MADE IN ITALY 



www.salonambience.com



[salonambiencegroup](https://www.facebook.com/salonambiencegroup)

Salon Ambience

MADE IN ITALY



LUXURY



Align the shampoo units with the middle armrests in position

Allineare i lavaggi con i braccioli centrali in posizione

A




Remove the plastic tray and rear door

Smontare le parti in plastica vassoio e sportello posteriore

B

Connect the control panel and raise the footrest

Collegare la pulsantiera e alzare la pedana poggiapiedi



C1

Leave the footrest raised and disconnect the control panel


Lasciare la pedana poggiapiedi alzata e scollegare la pulsantiera




D1



C2



D2



C3


Remove the temporary wood "armrests" (one side at a time) and replace them with the upholstered double armrest

Smontare i "finti" braccioli in legno (un lato alla volta) e sostituirli con il bracciolo doppio tappezzato




Reconnect the control panel

Ricollegare la pulsantiera



Replace the plastic tray

Rimontare il vassoio in plastica



Salon Ambience

MADE IN ITALY 



www.salonambience.com



[salonambiencegroup](https://www.facebook.com/salonambiencegroup)



[salonambience](https://www.twitter.com/salonambience)

Command panel removal

Salon Ambience
100% MADE IN ITALY





Central power unit

Salon Ambience
100% MADE IN ITALY





Replace Actuator

Salon Ambience
100% MADE IN ITALY



Complete removal of legrest mechanism in chair

Salon Ambience
100% MADE IN ITALY



Massage trolley removal

Salon Ambience
100% MADE IN ITALY

